

**S P A C E F L O R I D A**



**(A Component Unit Of  
The State Of Florida)**

**FINANCIAL STATEMENTS**

**For the Years Ended September 30, 2017 and 2016**



**CRI** CARR  
RIGGS &  
INGRAM

CPAs and Advisors

[CRIcpa.com](http://CRIcpa.com)

**Space Florida**  
**Table of Contents**  
**For the years ended September 30, 2017 and 2016**

**Introductory Section**

Title Page	1
Table of Contents	2

**Financial Section**

**REPORT**

Independent Auditors' Report	3
Management's Discussion and Analysis	7

**BASIC FINANCIAL STATEMENTS**

Statements of Net Position	17
Statements of Revenues, Expenses and Changes in Net Position	19
Statements of Cash Flows	20
Notes to Financial Statements	23

**Supplementary Information**

Schedule of Travel, Business Meals and Incidental Expenses	45
--	----

**Additional Elements Required by *Government Auditing Standards* and the Rules of the Auditor General**

Independent Auditors' Report on Internal Control Over Financial Reporting and on Compliance and Other Matters Based on an Audit of Financial Statements Performed in Accordance with <i>Government Auditing Standards</i>	47
Independent Auditors' Report on Compliance for Each Major State Project; Report on Internal Control over Compliance, and Report on the Schedule of Expenditures of State Financial Assistance Required by Chapter 10.550, Rules of the Auditor General	49
Schedule of Findings and Questioned Costs	51
Schedule of Expenditures of State Financial Assistance	53
Independent Auditors' Management Letter	55
Independent Accountants' Report on Compliance with Local Government Investment Policies	59



Carr, Riggs & Ingram, LLC  
215 Baytree Drive  
Melbourne, Florida 32940

(321) 255-0088  
(321) 259-8648 (fax)  
www.cricpa.com

## **INDEPENDENT AUDITORS' REPORT**

The Board of Directors  
Space Florida  
Cape Canaveral, Florida

### **Report on the Financial Statements**

We have audited the accompanying financial statements of Space Florida, a component unit of the State of Florida, as of and for the years ended September 30, 2017 and 2016 and the related notes to the financial statements which collectively comprise the entity's basic financial statements as listed in the table of contents.

#### ***Management's Responsibility for the Financial Statements***

Management is responsible for the preparation and fair presentation of these financial statements in accordance with accounting principles generally accepted in the United States of America; this includes the design, implementation and maintenance of internal control relevant to the preparation and fair presentation of financial statements that are free from material misstatement, whether due to fraud or error.

#### ***Auditors' Responsibility***

Our responsibility is to express an opinion on these financial statements based on our audits. We conducted our audits in accordance with auditing standards generally accepted in the United States of America and the standards applicable to financial audits contained in *Government Auditing Standards*, issued by the Comptroller General of the United States. Those standards require that we plan and perform the audits to obtain reasonable assurance about whether the financial statements are free of material misstatement.

An audit involves performing procedures to obtain audit evidence about the amounts and disclosures in the financial statements. The procedures selected depend on the auditors' judgment, including the assessment of the risks of material misstatement of the financial statements, whether due to fraud or error. In making those risk assessments, the auditor considers internal control relevant to the entity's preparation and fair presentation of the financial statements in order to design audit procedures that are appropriate in the circumstances, but not for the purpose of expressing an opinion on the effectiveness of the entity's internal control. Accordingly, we express no such opinion. An audit also includes evaluating the appropriateness of accounting policies used and the reasonableness of significant accounting estimates made by management, as well as evaluating the overall presentation of the financial statements.

We believe that the audit evidence we have obtained is sufficient and appropriate to provide a basis for our audit opinion.

### ***Opinion***

In our opinion, the financial statements referred to above present fairly, in all material respects, the financial position of Space Florida as of September 30, 2017 and 2016 and the changes in its financial position and its cash flows for the years then ended in accordance with accounting principles generally accepted in the United States of America.

### ***Other Matters***

#### *Required Supplementary Information*

Accounting principles generally accepted in the United States of America require that management's discussion and analysis on pages 7 to 14 be presented to supplement the basic financial statements. Such information, although not a part of the basic financial statements, is required by the Governmental Accounting Standards Board, who considers it to be an essential part of financial reporting for placing the basic financial statements in an appropriate operational, economic or historical context. We have applied certain limited procedures to the required supplementary information in accordance with auditing standards generally accepted in the United States of America, which consisted of inquiries of management about the methods of preparing the information and comparing the information for consistency with management's responses to our inquiries, the basic financial statements, and other knowledge we obtained during our audit of the basic financial statements. We do not express an opinion or provide any assurance on the information because the limited procedures do not provide us with sufficient evidence to express an opinion or provide any assurance.

#### *Other Information*

Our audits were conducted for the purpose of forming an opinion on the financial statements that collectively comprise Space Florida's basic financial statements. The schedule of travel, business meals and incidental expenses and the schedule of expenditures of state financial assistance for the year ended September 30, 2017 and 2016, required by Chapter 10.550 of the Rules of the Auditor General of the State of Florida, are presented for purposes of additional analysis and are not a required part of the financial statements.

The schedule of expenditures of state financial assistance is the responsibility of management and was derived from and relates directly to the underlying accounting and other records used to prepare the basic financial statements. Such information has been subjected to the auditing procedures applied in the audit of the basic financial statements and certain additional procedures, including comparing and reconciling such information directly to the underlying accounting and other records used to prepare the basic financial statements or to the basic financial statements themselves, and other additional procedures in accordance with auditing standards generally accepted in the United States of America. In our opinion, the schedule of expenditures of state financial assistance is fairly stated, in all material respects, in relation to the basic financial statements as a whole.

The schedule of travel, business meals and incidental expenses has not been subjected to the auditing procedures applied in the audit of the basic financial statements, and accordingly, we do not express an opinion or provide any assurance on it.

**Other Reporting Required by *Government Auditing Standards***

In accordance with *Government Auditing Standards*, we have also issued our report dated June 27, 2018, on our consideration of Space Florida's internal control over financial reporting and on our tests of its compliance with certain provisions of laws, regulations, contracts and grant agreements and other matters. The purpose of that report is solely to describe the scope of our testing of internal control over financial reporting and compliance and the results of that testing, and not to provide an opinion on the effectiveness of Space Florida's internal control over financial reporting or on compliance. That report is an integral part of an audit performed in accordance with *Government Auditing Standards* in considering Space Florida's internal control over financial reporting and compliance.

*Cary Riggs & Ingram, L.L.C.*

Melbourne, Florida

June 27, 2018

THIS PAGE IS INTENTIONALLY LEFT BLANK.

## Space Florida Management's Discussion and Analysis

As management of Space Florida, we offer readers of Space Florida's financial statements this narrative overview and analysis of the financial activities of Space Florida for the years ended September 30, 2017, 2016, and 2015.

The Space Florida Board of Directors changed the fiscal year end of Space Florida from June 30 to September 30 to align Space Florida's fiscal year end to the quarter after the quarter in which its performance cycle has ended beginning with September 30, 2016. Accordingly, the accompanying Statement of Net Position is as of September 30, 2017, September 30, 2016 and September 30, 2015. The Statement of Revenues, Expense, and Change in Net Position and the statement of Cash Flows and related notes are prepared for the years ended September 30, 2017 and September 30, 2016 and does not include the year ended September 30, 2015 as that information is not available.

Effective September 1, 2006, Pursuant to Chapter 2006-60, Laws of Florida, a law enacted by the Florida Legislature during its 2006 Regular Session, Space Florida was created as an independent special district and subdivision of the State. Space Florida serves as the State's principal government space entity, responsible for space related infrastructure development, industry recruitment and education/research in partnership with federal agencies and private industry; for providing leadership for development of space transportation infrastructure; and for implementation of space commercialization and development programs.

Space Florida utilizes various funding sources to operate programs that retain, attract and expand new business to Florida, and to promote Florida as the world's premier space business destination. Space Florida is responsible for accelerating the growth of space related industry within Florida's economic goals through targeted space business retention, expansion, and diversification efforts in addition to providing leadership in innovative educational, research and development and workforce development programs and space related infrastructure development projects. A key competitive advantage for Florida in the market is the multiple year relationships it creates with entities that choose Florida for their base of growth.

As a result of the dynamic nature of Florida's space industry Space Florida has developed a strategic plan that targets a number of diversified commercial market segments for integration of space technology that has not been previously pursued with a focused state effort (i.e. life sciences/pharmaceuticals, agriculture/climate monitoring, cyber security and robotics, clean energy, adventure tourism, civil protection and crisis management). These markets receive direct benefit through utilization of the current space program, or have shown great interest in the potential for benefitting from opportunities in next-generation space initiatives and utilization of microgravity environments. Space Florida has already gained significant interest from major players in these markets, and will continue to increase its efforts to attract and secure these businesses. It will do this, in part, by utilizing its operational budget to focus staff efforts on business development opportunities in these emerging sectors.

### Financial Highlights

- The assets of Space Florida exceeded its liabilities for the years ended September 30, 2017 and 2016 by \$110,183,400, and \$103,476,702 (net position), respectively. Of this amount,

## Space Florida Management's Discussion and Analysis

\$25,240,799 and \$28,596,606 (unrestricted net position), respectively, may be used to meet Space Florida's ongoing obligations to citizens and creditors.

- Space Florida's total net position increased by \$6,706,698 for the year ended September 30, 2017 and decreased by \$6,120,210 for the year ended September 30, 2016.
- Space Florida's state appropriated revenue for operations for the year ended September 30, 2017 and 2016 was \$21,209,740 and \$18,860,226 respectively.

### Overview of the Financial Statements

This discussion and analysis is intended to serve as an introduction to Space Florida's basic financial statements. Space Florida's basic financial statements are comprised of two components: financial statements and notes to the financial statements. This report also contains other supplementary information in addition to the basic financial statements themselves.

The basic financial statements report information using the full accrual accounting methods as utilized by similar business activities in the public sector. The financial statements include a Statement of Net position, a Statement of Revenues, Expenses and Changes in Net Position and a Statement of Cash Flows.

The Statement of Net Position presents information on all of Space Florida's assets and liabilities, with the difference between the two reported as net position. Over time, changes in net position may serve as an indicator of the financial status of Space Florida.

The Statement of Revenues, Expenses and Changes in Net Position presents information showing how Space Florida's net position changed for the years ended September 30, 2017 and 2016. All changes in net position are reported as soon as the underlying event giving rise to the change occurs, regardless of the timing of related cash flows. Thus, revenues and expenses are reported in this statement for some items that will only result in cash flows in future fiscal periods.

The Statement of Cash Flows presents changes in cash and cash equivalents from operational, financing and investing activities. This statement presents cash receipt and disbursement information without consideration of the earnings event, when an obligation arises or depreciation of capital assets.

The basic financial statements can be found on pages 17-21 of this report.

The notes provide additional information that is essential to a full understanding of the data provided in the basic financial statements and thus are an integral part of these financial statements. The notes to the financial statements can be found on pages 23-42 of this report.

In addition to the basic financial statements and accompanying notes, this report also presents other supplementary information. This supplementary information can be found on page 45 of this report.



## Space Florida Management's Discussion and Analysis

### Financial Analysis

As noted earlier, net position may serve over time as a useful indicator of an entity's financial status. Assets exceeded liabilities as of September 30, 2017, 2016 and 2015 by \$110,183,400, \$103,476,702, and \$109,596,912, respectively.

The following table reflects the condensed statement of net position.

#### *Space Florida Net position*

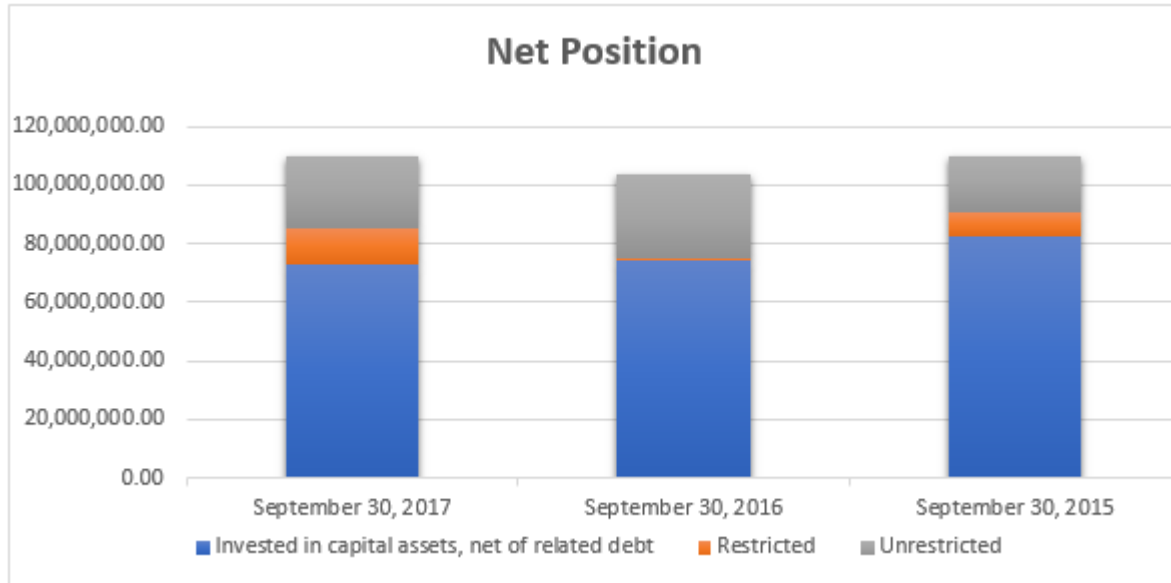
	9/30/17	9/30/16	9/30/15
Cash	\$ 53,609,344	\$ 21,685,404	\$ 13,381,472
Receivables	21,017,523	7,703,635	21,454,504
Investments	4,840,170	4,278,774	4,296,595
Other current assets	988,139	1,163,837	1,461,937
Capital assets	101,992,903	90,121,516	99,238,662
Lease receivable	-	942,148	2,011,833
Prepaid rent	5,643,839	6,026,472	6,409,105
Other assets	3,308,852	4,667,423	4,668,480
<b>Total assets</b>	<b>191,400,770</b>	<b>136,589,209</b>	<b>152,922,588</b>
Accounts payable	7,058,791	1,468,195	2,120,149
Payable from restricted assets	43,936,429	13,425,052	14,192,545
Notes payable	28,696,252	16,430,554	18,786,485
Deferred rent liability	897,147	621,102	345,057
Other liabilities	628,751	1,167,604	7,881,440
<b>Total liabilities</b>	<b>81,217,370</b>	<b>33,112,507</b>	<b>43,325,676</b>
Net position:			
Invested in capital assets, net of related debt	72,733,543	74,466,595	82,308,438
Restricted	12,209,058	413,501	8,494,870
Unrestricted	25,240,799	28,596,606	18,793,604
<b>Total net position</b>	<b>\$ 110,183,400</b>	<b>\$ 103,476,702</b>	<b>\$ 109,596,912</b>

The largest portion of Space Florida's net position as of September 30, 2017 (66 percent), as of September 30, 2016 (72 percent) and as of September 30, 2015 (75 percent) reflects its investment in capital assets (e.g., buildings, equipment and construction in progress), less any related debt used to acquire those assets that are still outstanding.

The increase in the restricted net position as of September 30, 2017 was due to advance payments received which is restricted for a specific project. The decrease in the restricted net position as of September 30, 2016 is due to spending of proceeds from a note payable issued in fiscal year 2014, which is restricted for a specific project.

As of September 30, 2017, September 30, 2016, and September 30, 2015, Space Florida was able to report positive balances in all three categories of net position.

**Space Florida  
Management's Discussion and Analysis**



*The following table shows condensed revenue and expense data:*

**Space Florida Changes in Net position**

	For the year ended September 30, 2017	For the year ended September 30, 2016
Operating revenues:		
Fees and charges for services	\$ 5,445,184	\$ 4,092,780
State appropriated funding	21,209,740	18,860,226
Grant revenue- operating	25,019,903	2,173,037
Total operating revenue	<b>51,674,827</b>	<b>25,126,043</b>
Non-operating revenues:		
Other	254,397	285,227
Grant revenue- capital	8,657,807	86,468
Total non-operating revenues	8,912,204	371,695
<b>Total revenues</b>	<b>60,587,031</b>	<b>25,497,738</b>
Operating expenses:		
Business development activities	35,380,292	17,647,856
Educational research	456,526	462,648
Operations	8,193,302	5,680,101
General, administrative and depreciation	9,358,483	7,285,650
Total operating expenses	53,388,603	31,076,255
Non-operating expenses:		
Total non-operating expenses	491,730	541,693
<b>Total expenses</b>	<b>53,880,333</b>	<b>31,617,948</b>
Change in net position	6,706,698	(6,120,210)
Net position – beginning	103,476,702	109,596,912
<b>Net position – ending</b>	<b>\$ 110,183,400</b>	<b>\$ 103,476,702</b>

## Space Florida Management's Discussion and Analysis

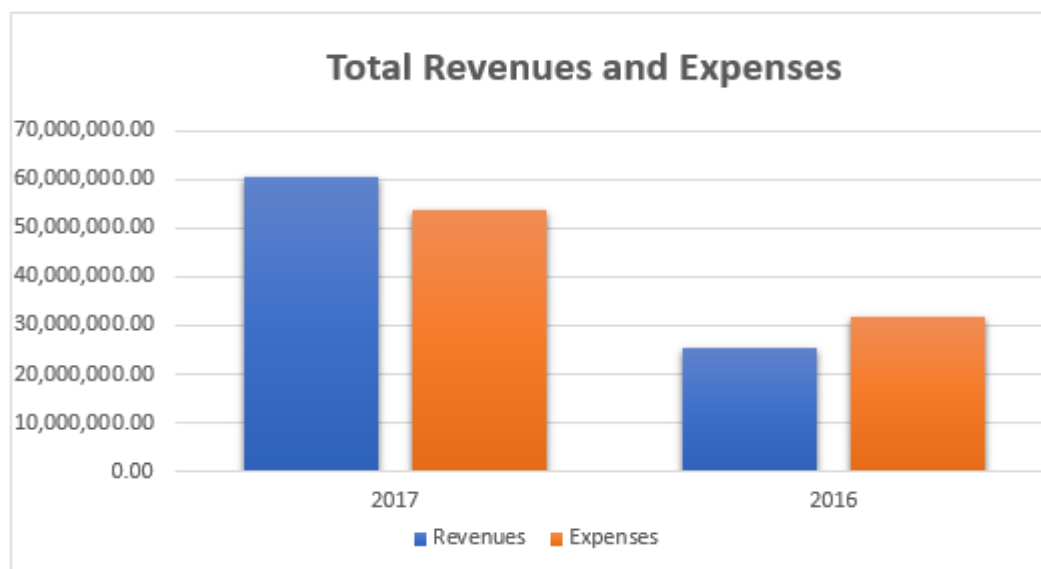
**Changes in Net Position.** The net position balance increased by \$6,706,698 and decreased by \$6,120,210 for the years ended September 30, 2017 and September 30, 2016, respectively. For the year ended September 30, 2017, the increase in net position consisted of \$1,713,776 net reduction from operating activity with an \$8,420,474 net increase from non-operating revenues that included \$8,657,807 in state grant capital revenue and \$254,397 in interest income, less \$490,432 in interest expense and \$1,298 loss on disposal of fixed assets. For the year ended September 30, 2016, the decreased in net position consisted of \$5,950,212 net reduction from operating activity and \$169,998 in net non-operating expenses that included \$86,468 in state grant capital revenue and \$285,227 in interest income, less \$504,978 in interest expense, \$17,821 loss on investment, and \$18,894 loss on disposal of fixed assets.

Operating revenues totaled \$51,674,827 and \$25,126,043 for the years ended September 30, 2017 and September 30, 2016, respectively, and were primarily provided by State appropriated funding (41 percent and 75 percent of total operating revenues, respectively). Other grant revenue-operating was provided by spaceport infrastructure development grants from State appropriations with the remaining being generated from fees and charges for services. In addition, Space Florida reported non-operating revenues of \$8,912,204 and \$371,695 for the years ended September 30, 2017 and 2016, respectively. Other grant revenue- capital was provided by the spaceport infrastructure development grants from State appropriations.

Operating expenses were \$53,388,603 for the year ended September 30, 2017 and \$31,076,255 for the year ended September 30, 2016. Of those totals, 15 percent for the year ended September 30, 2017 and 18 percent for the year ended September 30, 2016 related to general operations, which consist of support for the execution of Space Florida's responsibilities as a state-created entity, facilities management and policy-related responsibilities. In addition, and related to ownership and management of the operation and its facilities, depreciation totaled \$6,281,016 and \$6,355,325, for the years ended September 30, 2017 and 2016, respectively.

As directed by statute, Space Florida is also responsible for fostering the growth and development of a sustainable and world-leading aerospace industry in the State and thus is responsible for accelerating the growth and diversification of aerospace-related economic development throughout the State. Space Florida is partnering with other State entities to accomplish these directives. For the years ended September 30, 2017 and September 30, 2016, Space Florida expended 66 percent and 57 percent, respectively, of its operating expenditures to create and direct activities and programs that retain, attract and help expand aerospace businesses in Florida.

## Space Florida Management's Discussion and Analysis



### Capital Asset and Debt Administration

**Capital assets.** Space Florida's investment in capital assets as of September 30, 2017, September 30, 2016, and September 30, 2015 amounted to \$72,733,543, \$74,466,595, and \$82,308,438, (net of accumulated depreciation and debt), respectively. This investment in capital assets includes buildings, improvements, construction in progress and equipment. The September 30, 2017 balance in Construction in Progress primarily consisted of construction of a new facility in Exploration Park. Construction in progress as of September 30, 2016 primarily consisted of capital improvements to Launch Complex 46 and project Expanse. Construction in progress as of September 30, 2015 primarily consisted of capital improvements to Launch Complex 25 and Launch Complex 46.

#### *Space Florida Capital Assets (net of depreciation)*

	9/30/17	9/30/16	9/30/15
SRMU storage facility	\$ 3,868,942	\$ 4,301,274	\$ 4,726,514
RLV hangar and office space	1,019,951	1,118,284	1,190,382
Orion facility	22,604,464	23,828,836	25,053,208
Space Life Sciences Lab	16,102,523	17,077,914	18,001,069
Launch Complex 46	4,318,493	180,796	258,448
Engineering & Technology Center	15,057,909	15,676,714	16,377,486
Commercial Crew Processing Facility	17,026,489	17,721,450	18,546,704
Other Facilities	2,648,698	1,996,773	1,875,507
Furniture, equipment and vehicles	3,190,884	4,857,142	6,420,008
Construction in progress	16,154,550	3,362,333	6,789,336
<b>Total</b>	<b>\$ 101,992,903</b>	<b>\$ 90,121,516</b>	<b>\$ 99,238,662</b>

Additional information on Space Florida capital assets can be found in Note 6 on pages 31 to 32 of this report.

## Space Florida Management's Discussion and Analysis

Space Florida entered into an agreement in fiscal year 2012 to purchase two research vehicles from a third party. In addition, Space Florida secured a \$5,000,000 loan to be used for the completion of the vehicles. Upon completion of the prototypes, Space Florida will lease them back to the third party at the loan repayment rate. The lease were paid in full during fiscal year 2017. Additional information regarding the lease arrangement can be found in Notes 5 and 8 on pages 30 and 34-35, respectively.

Space Florida entered into agreements in fiscal year 2011 to purchase prototypes from third parties to test the technology and capabilities of the prototype. Upon completion of the testing period of one of the prototypes in fiscal year 2012, Space Florida leased back the prototype for a nominal lease rate. At the end of the lease the prototype can be purchased for a nominal value by the third party. As consideration for the lease and option to purchase, the third party issued ownership interest in the third party through common stock and/or warrants. Upon completion of the remaining prototypes, the same lease back and ownership interest agreement will take place. Additional information can be found in Note 14 (Seller 1, 2 & 3) on pages 40-41 of this report.

Space Florida also entered in to an agreement with a third party to purchase three production vehicles in fiscal year 2011. In fiscal year 2012, this agreement was changed to support a new prototype vehicle. Upon completion of the production of the vehicle Space Florida will lease back the prototype for a nominal lease rate. At the end of the lease the prototype may be purchased for a nominal value by the third party. As consideration for the lease and option to purchase the third party has issued ownership interest in the third party through common stock and/or warrants. Additional information can be found in Note 14 (Seller 1) on pages 40-41 of this report.

**Rights and Access.** Space Florida has agreements with the Cape Canaveral Air Force Station Center for the right to use Space Launch Complexes 36 and 46 for the development of multi-use vertical launch capabilities related to governmental, educational and commercial initiatives. Space Florida also has an enhanced use lease agreement with NASA's John F. Kennedy Space Center for 60 acres with an optional 139 additional acres to develop a mixed-use multi-tenant technology and commerce park referred to as "Exploration Park and a 30-year master property agreement for the Shuttle Landing Facility. Additional information can be found in Note 13 on pages 38-40 of this report.

**Long-term debt.** Space Florida entered into a loan agreement with a bank in the amount of \$17,500,000 in fiscal year 2017. The interest rate is 3.17% per year due monthly with a mandatory prepayment of the loan for pledged revenues received. Space Florida also entered into a loan agreement with a bank in the amount of \$17,500,000 in fiscal year 2014. The note was scheduled to mature on January 30, 2015, however, the note was converted on January 30, 2015, to a 3-year repayment term, amortized over a 20-year term. The interest rate is equal to the Note Rate that was in effect on the date immediately preceding the Conversion Date. Additional information on this can be found in Note 7 on page 33 of this report.

### *Space Florida Total Outstanding Debt*

	9/30/17	9/30/16	9/30/15
Notes payable	\$ 28,696,252	\$ 16,430,554	\$ 18,786,485



## Space Florida Management's Discussion and Analysis

### *Requests for Information*

This financial report is designed to provide a general overview of Space Florida's finances for all those with an interest in Space Florida's financial operations. Questions concerning any of the information provided in this report or requests for additional financial information should be addressed to Space Florida, 505 Odyssey Way, Exploration Park, FL 32953.

## **BASIC FINANCIAL STATEMENTS**

THIS PAGE IS INTENTIONALLY LEFT BLANK.



**Space Florida**  
**Statements of Net Position**

<i>September 30,</i>	<b>2017</b>	<b>2016</b>
<b>ASSETS</b>		
<b>Current assets</b>		
Cash:		
Unrestricted	\$ 14,346,524	\$ 11,191,440
Restricted	39,262,820	10,493,964
Accounts receivable, net of allowance for uncollectible accounts of \$381,451 , and \$113,204 at September 30, 2017 and 2016, respectively	636,177	1,080,890
Due from other governments:		
Unrestricted	4,032,817	2,666,221
Restricted	16,319,560	3,344,589
Accrued interest receivable on loans receivable, net of allowance of \$624,438 and \$0 as of September 30, 2017 and 2016, respectively	8,377	597,555
Investments	4,840,170	4,278,774
Loans receivable, net of allowance of \$1,998,000 and \$994,999 as of September 30, 2017 and 2016, respectively	1,103,911	3,516,823
Leases receivable, net of allowance of \$31,158 and \$0 as of September 30, 2017 and 2016, respectively	-	839,909
Prepaid rent, current	382,633	382,633
Other current assets	988,139	1,163,837
<b>Total current assets</b>	<b>81,921,128</b>	<b>39,556,635</b>
<b>Noncurrent assets</b>		
Capital assets:		
Construction in progress	16,154,550	3,362,333
Other capital assets, net of accumulated depreciation:		
SRMU storage facility	3,868,942	4,301,274
Orion facility	22,604,464	23,828,836
Reusable Launch Vehicle (RLV) hangar and office space	1,019,951	1,118,284
Space Life Sciences Lab	16,102,523	17,077,914
Furniture, equipment and vehicles	3,190,884	4,857,142
Launch Complex 46	4,318,493	180,796
Commercial Crew and Cargo Processing Facility	17,026,489	17,721,450
Embraer Engineering & Technology Center	15,057,909	15,676,714
Other facility	2,648,698	1,996,773
Accrued interest receivable on loans receivable, noncurrent	20,592	14,380
Loans receivable, net of allowance of \$442,491 at September 30, 2017 and 2016	2,203,441	1,148,800
Leases receivable, net allowance of \$72,424 and \$0 as of September 30, 2017 and 2016, respectively	-	102,239
Prepaid rent, noncurrent	5,261,206	5,643,839
Other noncurrent assets	1,500	1,800
<b>Total noncurrent assets</b>	<b>109,479,642</b>	<b>97,032,574</b>
<b>Total assets</b>	<b>191,400,770</b>	<b>136,589,209</b>

The accompanying notes are an integral part of these financial statements.

**Space Florida**  
**Statements of Net Position (Continued)**

<i>September 30,</i>	<b>2017</b>	<b>2016</b>
<b>LIABILITIES</b>		
<b>Current liabilities</b>		
Accounts payable and accrued expenses	<b>7,058,791</b>	1,468,195
Salaries payable	<b>145,566</b>	131,084
Unearned revenue	<b>171,643</b>	69,502
Compensated absences	<b>98,825</b>	74,713
Deposits	<b>120,005</b>	786,254
Payable from restricted assets:		
Accounts payable	<b>17,762,109</b>	9,655,786
Unearned revenue	<b>8,057,718</b>	3,653,765
Deposits	<b>18,001,102</b>	-
Notes payable	<b>20,096,252</b>	1,506,320
<b>Total current liabilities</b>	<b>71,512,011</b>	17,345,619
<b>Noncurrent liabilities</b>		
Deferred rent liability	<b>897,147</b>	621,102
Compensated absences	<b>92,711</b>	106,051
Notes payable	<b>8,600,000</b>	14,924,234
Payable from restricted assets:		
Unearned revenue	<b>115,501</b>	115,501
<b>Total noncurrent liabilities</b>	<b>9,705,359</b>	15,766,888
<b>Total liabilities</b>	<b>81,217,370</b>	33,112,507
<b>NET POSITION</b>		
Net Investment in capital assets	<b>72,733,543</b>	74,466,595
Restricted for:		
Special purpose	<b>12,209,058</b>	413,501
Unrestricted	<b>25,240,799</b>	28,596,606
<b>Total net position</b>	<b>\$ 110,183,400</b>	\$ 103,476,702

The accompanying notes are an integral part of these financial statements.

**Space Florida**

**Statements of Revenues, Expenses, and Changes in Net Position**

<i>For the years ended September 30,</i>	<b>2017</b>	2016
<b>Operating revenues</b>		
Fees and charges for services	\$ 5,445,184	\$ 4,092,780
State appropriated funding	21,209,740	18,860,226
Other grant revenue - operating	25,019,903	1,829,882
Federal grant revenue	-	343,155
Total operating revenues	<b>51,674,827</b>	25,126,043
<b>Operating expenses</b>		
Business development	35,380,292	17,647,856
Educational research	456,526	462,648
Operations	8,193,302	5,680,101
General and administrative	3,077,467	930,325
Depreciation	6,281,016	6,355,325
Total operating expenses	<b>53,388,603</b>	31,076,255
<b>Income (Loss) from operations</b>	<b>(1,713,776)</b>	(5,950,212)
<b>Non-operating revenues (expenses)</b>		
Interest income	254,397	285,227
State grant revenue- capital	8,657,807	86,468
Interest expense	(490,432)	(504,978)
Loss on investment	-	(17,821)
Loss on disposal of capital assets	(1,298)	(18,894)
Total non-operating revenues (expenses)	<b>8,420,474</b>	(169,998)
<b>Change in net position</b>	<b>6,706,698</b>	(6,120,210)
<b>Net position, beginning of year</b>	<b>103,476,702</b>	109,596,912
<b>Net position, end of year</b>	<b>\$ 110,183,400</b>	\$ 103,476,702

The accompanying notes are an integral part of these financial statements.

**Space Florida**  
**Statements of Cash Flows**

*For the years ended September 30,* **2017** **2016**

<b>Cash flows from operating activities:</b>		
Cash received from customers and users	\$ 7,751,763	\$ 4,300,919
Cash paid to suppliers for goods and services	(29,384,457)	(12,757,067)
Cash payments to employees for services	(3,372,407)	(6,652,898)
Operating grant receipts	36,394,170	10,067,272
Net cash provided by (used in) operating activities	<b>11,389,069</b>	<b>(5,041,774)</b>

<b>Cash flows from capital and related financing activities:</b>		
Capital related grant receipts	8,657,807	14,786,226
Purchase and construction of capital assets	(18,157,202)	281,349
Proceeds from issuance of note payable	17,500,000	-
Principal paid on note payable	(5,234,302)	(2,355,931)
Proceeds from sale of capital assets	3,501	-
Deposit for construction of capital assets	18,001,102	-
Cash received on leases receivable	-	1,073,160
Net cash provided by capital and related financing activities	<b>20,770,906</b>	<b>13,784,804</b>

<b>Cash flows from investing activities:</b>		
Interest received	254,397	285,227
Interest paid	(490,432)	(504,978)
Loss on capital asset	-	(219,347)
Net cash used in investing activities	<b>(236,035)</b>	<b>(439,098)</b>
<b>Net increase in cash</b>	<b>31,923,940</b>	<b>8,303,932</b>
<b>Cash, beginning of year</b>	<b>21,685,404</b>	<b>13,381,472</b>
<b>Cash, end of year</b>	<b>\$ 53,609,344</b>	<b>\$ 21,685,404</b>

Cash for the purposes of this statement consists of the following at September 30 2017 and 2016

Cash	\$ 14,346,524	\$ 11,191,440
Restricted cash	39,262,820	10,493,964
Total cash	<b>\$ 53,609,344</b>	<b>\$ 21,685,404</b>

The accompanying notes are an integral part of these financial statements.

**Space Florida**  
**Statements of Cash Flows (continued)**

<i>For the years ended September 30,</i>	<b>2017</b>	2016
<b>Reconciliation of income (loss) from operations to net cash provided by (used in) operating activities:</b>		
<b>Income (loss) from operations</b>	<b>\$ (1,713,776)</b>	<b>\$ (5,863,744)</b>
<b>Adjustment to reconcile Income (loss) from operations to net cash provided by operating activities</b>		
Depreciation expense	<b>6,281,016</b>	6,355,325
Bad debt (recovery) expense	<b>838,336</b>	(10,139)
In-kind payment of rent	<b>382,633</b>	286,975
In-kind donation of improvements to Air Force	-	4,986,548
(Increase) decrease in assets:		
Accounts receivable	<b>712,960</b>	(349,567)
Due from other governments	<b>(14,341,567)</b>	(509,874)
Accrued interest receivable on loans receivable	<b>582,966</b>	(169,252)
Loans receivable	<b>(206,126)</b>	757
Lease receivable	<b>838,566</b>	-
Prepaid rent	-	95,658
Other assets	<b>175,998</b>	298,400
Increase (decrease) in liabilities:		
Accounts payable	<b>13,696,919</b>	(651,954)
Compensated absences	<b>10,772</b>	(12,627)
Salaries payable	<b>14,482</b>	31,163
Unearned revenue	<b>4,506,094</b>	(10,542,585)
Deposits	<b>(666,249)</b>	737,097
Rent payable	<b>276,045</b>	276,045
Total adjustments	<b>13,102,845</b>	821,970
<b>Net cash provided by (used in) operating activities</b>	<b>\$ 11,389,069</b>	<b>\$ (5,041,774)</b>

**SUMMARY OF NON-CASH INVESTING ACTIVITIES:**

During the year ended September 30, 2017, a loan receivable for \$561,396 was converted into preferred stock (investment).

During the year ended September 30, 2016, Space Florida had an impairment of investments for \$17,821.

The accompanying notes are an integral part of these financial statements.

THIS PAGE IS INTENTIONALLY LEFT BLANK.

**NOTE 1: SUMMARY OF SIGNIFICANT ACCOUNTING POLICIES**

***Reporting Entity***

Space Florida is an independent special district, a body politic and corporate, and a component unit of the State of Florida, which was created pursuant to the Space Florida Act, Sections 331.301-331.369, Florida Statutes, as amended. Space Florida's purpose is to foster the growth and development of a sustainable and world-leading aerospace industry in the State of Florida. Space Florida accomplishes its purpose by promoting aerospace business development, facilitating business financing, spaceport operations, research and development, workforce development, and innovative education programs. Space Florida is not considered an "agency" of the State for budgeting, as defined in Florida Statutes 216.011 and 287.012.

Space Florida is governed by a 11-member independent board of directors that consists of the members appointed to the board of directors of Enterprise Florida, Inc., by the Governor, the President of the Senate, and the Speaker of the House of Representatives pursuant to s. 288.901(5)(a)7. and the Governor, who shall serve ex officio, or who may appoint a designee to serve, as the chair and a voting member of the board.

Space Florida has the authority to purchase or construct facilities, to set rates, fees and charges for the use of facilities and to undertake joint financing with municipalities or private sector entities for projects. Space Florida also has the power to issue bonds and other instruments of indebtedness. The full faith and credit of the State of Florida does not secure any bonds issued by Space Florida.

***Measurement Focus, Basis of Accounting and Financial Statement Presentation***

Space Florida's financial statements are reported using the economic resources measurement focus, which is concerned with the inflow and outflow of resources that affect an entity. The Statement of Net Position reflects those resources available to meet current obligations and to be used in the delivery of goods and services in subsequent periods. The Statement of Revenues, Expenses and Changes in Net Position summarize those resources received and those consumed during the current period. The statement distinguishes between operating and non-operating revenues and expenses. Operating revenues generally result from leases, administrative fees and operating grants. Operating expenses include the costs for space business development activities, educational research development and workforce activities, operations, administrative expenses and depreciation. All revenues and expenses not meeting the definition of operating are reported as non-operating revenues and expenses.

Space Florida accounts for all of its activities within one enterprise fund.

**NOTE 1: SUMMARY OF SIGNIFICANT ACCOUNTING POLICIES (Continued)**

***Use of Estimates***

The process of preparing financial statements in conformity with U.S. generally accepted accounting principles requires the use of estimates and assumptions regarding certain types of assets, liabilities, revenues and expenses. Such estimates primarily relate to unsettled transactions and events as of the date of the financial statements. Upon settlement, actual results may differ from those estimates.

***Cash***

Consists of cash on hand and demand deposits that are restricted and unrestricted.

***Investments***

Investments are valued at cost, as permitted by Governmental Accounting Standards Board Standard (GASBS) 62 Codification of Account and Financial Report Guidance, as the investments are not held for the primary purpose of income or profit and therefore do not meet the requirements as defined by GASBS 72 Fair Value Measurement to be measured at fair value. Space Florida is allowed to invest in common stock and warrants under Florida Statute 331.305. Management has reviewed the investments and determined there is an impairment of \$17,821 and \$17,821(see custodial credit risk in Note 2) as of September 30, 2017 and 2016, respectively.

***Accounts Receivable***

The receivables are funds due to Space Florida from customers. Space Florida charges interest based on contract terms. An allowance of \$381,451 and \$113,204 was recorded at September 30, 2017 and 2016, respectively, based on management's estimate of the collectability of outstanding accounts receivable balances.

***Loans Receivable***

Consists of loans due from several companies (See Note 4). Management reviews each loan and based on timeliness of payments estimates an allowance.

***Other Assets***

Consists of deposits, receivables from capital leases and prepaid expenses.

***Restricted Assets***

Consists primarily of cash received and unexpended in connection with specific State-funded projects.



**NOTE 1: SUMMARY OF SIGNIFICANT ACCOUNTING POLICIES (Continued)**

***Capital Assets***

Are defined as assets with an initial cost of more than \$1,000 and an estimated useful life in excess of one year. Capital assets are recorded at cost when purchased or at fair market value when donated. Additions, improvements and expenditures for repairs and maintenance that extend the lives of assets are capitalized. Other expenditures for repairs and maintenance are charged to expense as incurred. The carrying amount and accumulated depreciation of assets that are sold or retired are removed from the accounts in the year of disposal and any resulting gain or loss is included in results of operations.

Depreciation is provided using the straight-line method over the useful lives of the various classes of depreciable assets. The estimated useful lives of the property and equipment range from 1 to 27 years.

***Accrued Compensated Absences***

Space Florida's reporting of accrued compensated absences has been recorded in accordance with GASB Section C60. A liability is accrued for an employee's right to receive compensation for future absences when certain conditions are met.

***Unearned Revenues***

Include amounts invoiced or collected before the revenue recognition criteria are met and includes advanced payments received from grantor agencies that are unearned and recognized over the periods to which the payments relate.

***Deposits***

Consist of amounts held for tenants of leased facilities, and escrow for a loan receivable.

***Net Position***

Net position is restricted when constraints placed on funds are either externally imposed or are imposed by constitutional provisions or enabling legislation. Internally imposed designations of resources are not presented as restricted net position. At September 30, 2017 and 2016, restricted net position consists primarily of cash received and unexpended in connection with specific State-funded projects and unearned revenue. When both restricted and unrestricted resources are available for use, generally it is Space Florida's policy to use restricted resources first, then unrestricted resources as needed.

**NOTE 2: CASH AND INVESTMENTS**

At September 30, 2017 and 2016, the carrying amount of Space Florida’s deposits was \$53,609,344 and \$21,685,404, respectively, and the bank balance was \$53,708,397 and \$21,826,187, respectively. These deposits consist of demand accounts that are covered by the federal depository insurance corporation (FDIC) up to \$250,000. Monies invested in amounts greater than FDIC limits are secured by collateral held by Space Florida’s agent, pursuant to the Florida Security for Public Deposits Act (the “Act”). The Act requires that Space Florida maintain deposits only in “qualified public depositories.” All qualified public depositories must deposit with the State Treasurer eligible collateral in such amounts as required by the Act. Should a default or insolvency occur, the State Treasurer would implement procedures for payment of losses according to the validated claims of Space Florida. Therefore, Space Florida’s deposits are considered to be fully insured.

Florida Statute 331.309 authorizes Space Florida to select as a depository any qualified public depository as defined in Florida Statute 280.02. Space Florida may also deposit funds with the State Treasury.

Cash at September 30, 2017 and 2016, consists of the following:

	<b>9/30/2017</b>	9/30/2016
Demand deposits	<b>\$ 53,609,344</b>	\$ 21,685,404
Classified as:		
Cash	\$ 14,346,524	\$ 11,191,440
Restricted cash	39,262,820	10,493,964
	<b>\$ 53,609,344</b>	\$ 21,685,404

Credit risk

Florida Statute 331.348 authorizes Space Florida to invest in funds backed by the federal and local governments, or any investment authorized in Florida Statute 17.57.

Interest rate risk

Space Florida’s investment policy and Florida Statutes do not limit the maturities of investments to reduce the interest rate risk.

Foreign currency risk

Space Florida has common stock with a fair value of \$500,000 at September 30, 2017 and 2016, respectively, that is denominated in English Pounds. Florida Statute 331.305 authorizes Space Florida to purchase interests in foreign corporations.

Concentration of credit risk

Space Florida’s investment policy and Florida Statute 331.348 do not limit the concentration of types of investments.

**NOTE 2: CASH AND INVESTMENTS (Continued)**

At September 30, 2017 and 2016, Space Florida had the following investments that were greater than 5% of their total investments:

	<b>9/30/2017</b>	<b>9/30/2016</b>
Ardusat Series – 315,675 shares of common stock	\$ <b>561,396</b>	\$ -
Cella Acquisition Limited – 578,442 shares of common stock	<b>500,000</b>	500,000
Instant Eyes, Inc. - 20,000 shares of common stock	<b>249,650</b>	249,650
Instant Eyes, Inc. - warrants to purchase 20,000 shares of common stock	<b>249,650</b>	249,650
Rivian Automotive, Inc. - warrants to purchase 300 shares of common stock	<b>1,498,000</b>	1,498,000
Speed of Need Solutions, Inc. - 25,000 shares of common stock	<b>500,000</b>	500,000
Speed of Need Solutions, Inc. - warrants to purchase 25,000 shares of common stock	<b>699,300</b>	699,300
XO Market Holding - 55.555 shares of series A preferred stock	<b>499,995</b>	499,995
<b>Total</b>	<b>\$ 4,757,991</b>	<b>\$ 4,196,595</b>

Custodial credit risk

Custodial credit risk for investments is the risk that, in the event of the failure of the counterparty, Space Florida will not be able to recover the value of the investments that are in the possession of an outside party. Space Florida does not have a formal policy for custodial credit risk. Space Florida's investments of \$4,840,170 and \$4,278,774 as of September 30, 2017 and 2016, respectively, are for securities uninsured, unregistered and are being held by the individual companies that have issued the stock. Space Florida incurred an impairment loss of \$17,821 during the years ended September 30, 2017 and 2016, respectively.

**NOTE 3: DUE FROM OTHER GOVERNMENTS**

Due from other governments is comprised of \$20,352,377 and \$6,010,810 of State appropriations for operations at September 30, 2017 and 2016, respectively. At September 30, 2017 and 2016, \$16,319,560 and \$3,344,589 was restricted for infrastructure and operations, respectively.

**NOTE 4: LOANS RECEIVABLE**

Space Florida entered into several loan agreements with a company (Company 1) and loaned them a total of \$1,036,925 through June 30, 2011 and charged 1% interest per year. During February 2012, the previous loans were refinanced and an additional \$399,076 was loaned to the Company. The loan is secured by collateral in an engine. Interest only payments are due monthly beginning March 2013 and a balloon payment due in 2022. Accrued interest at September 30, 2017 and 2016 was \$8,377. During the years ended September 30, 2017 and 2016, interest payments were made in accordance with the terms of the agreement. Space Florida's management has estimated a portion of the receivable will most likely not be collected and has recorded an allowance of \$287,200 at September 30, 2017 and 2016.

On September 28, 2017, Space Florida loaned Company 1 an additional \$90,000. Principal and interest is due September 2018. Interest is charged at 6.49% per year. Equipment and land are collateral on the loan. Management recorded an allowance of \$18,000 as of September 30, 2017.

Space Florida entered into a loan agreement with another company (Company 2) and loaned them \$1,000,000 on May 24, 2012. Company 2 made two other draws for \$1,000,000 each during May 2013. The principal and interest was due in one payment on May 30, 2017. The interest accrues at a rate of 4%. Accrued interest at September 30, 2017 and 2016 was \$624,438 and \$461,699, respectively. Due to Company 2 filing bankruptcy, Space Florida's management has estimated a portion of the receivable will most likely not be collected and has recorded a total allowance of \$1,980,000 and \$990,000 at September 30, 2017 and 2016, respectively. Space Florida also fully allowed for the interest receivable as of September 30, 2017.

Space Florida entered into a loan agreement with another company (Company 3) and loaned them \$25,000 on March 26, 2014. The 40 month term loan, amortizing over 30 months beginning January 1, 2015, accrues interest at 2% of the total loan amount with a late fee of 10%. The loan did not require any payments for a period of 10 months from the execution date, followed by a period of 6 months of interest only payments, followed by full installment payments through the maturity date. Accrued interest at September 30, 2017 and 2016 was \$0. Space Florida's management has estimated a portion of the receivable will most likely not be collected and has recorded an allowance of \$0 and \$4,999 at September 30, 2017 and 2016, respectively. As of September 30, 2017, the loan has been paid in full.

Space Florida entered into a loan agreement with another company (Company 4) and loaned them \$1,000,000 on June 29, 2015. The 24 month term loan, accrues interest at 6% per year. The loan requires a payment at the end of the term of \$1,000,000 plus interest. Accrued interest at September 30, 2017 and 2016 was \$0 and \$75,616 respectively. In February 2017, the loan was sold to an investor for approximately \$1,100,000 and is no longer outstanding as of September 30, 2017.

**NOTE 4: LOANS RECEIVABLE (Continued)**

Space Florida entered into a loan with another company (Company 5) and loaned them \$500,000 on January 9, 2015. The 24 month term loan accrues interest at 6% per year. The loan requires payment at the end of the term of \$500,000 plus interest. Space Florida, converted the unpaid principal and accrued interest into nonassessable shares of preferred stock. Accrued interest at September 30, 2017 and 2016 was \$0 and \$51,863, respectively. Space Florida's management recorded no allowance at September 30, 2017 and 2016.

Space Florida entered into a loan with another company (Company 6) and loaned them \$155,291. The 10 year term loan accrues interest at 4% per year. The loan requires payment at the end of the term of \$155,291 plus interest. Space Florida, at the end of the term, may convert any unpaid principal and accrued interest into common shares. Accrued interest at September 30, 2017 and 2016 was \$20,592 and \$14,380. Space Florida's management has estimated that the receivable will most likely not be collected and has recorded an allowance of \$155,291 at September 30, 2017 and 2016.

Space Florida entered into a loan with another company (Company 7) and loaned them \$1,000,000 on March 29, 2017. Personal property and equipment are collateral on the loan. The loan accrues interest at 2% per year. The loan requires 48 monthly interest only payments of \$1,666 and then 12 monthly principal and interest payments of \$83,333. Management has estimated the receivable will be collected. There is no accrued interest as of September 30, 2017.

Space Florida entered into a loan with another company (Company 8) and loaned them \$74,480 on March 1, 2017. Equipment and land are collateral on the loan. The loan accrues interest at 2.10% per year. The loan requires 72 monthly principal and interest payments of \$1,101. Any outstanding balance is due February 1, 2023. Management has estimated the receivable will be collected. There is no accrued interest as of September 30, 2017.

Loans receivable are as follows at September 30, 2017 and 2016:

Name	9/30/2017		9/30/2016	
	Principal	Accrued Interest	Principal	Accrued Interest
Company 1	\$ 1,526,001	\$ 8,377	\$ 1,436,001	\$ 8,377
Company 2	3,000,000	624,438	3,000,000	461,699
Company 3	-	-	11,821	-
Company 4	-	-	1,000,000	75,616
Company 5	-	-	500,000	51,863
Company 6	155,291	20,592	155,291	14,380
Company 7	1,000,000	-	-	-
Company 8	66,551	-	-	-
Less allowance	(2,440,491)	(624,438)	(1,437,490)	-
Totals	\$ 3,307,352	\$ 28,969	\$ 4,665,623	\$ 611,935

**NOTE 5: LEASES RECEIVABLE**

***Direct Financing Lease***

Space Florida entered into a direct financing lease agreement with a company for two research vehicles in September 2011. The lease began on July 2, 2012. The lease agreement requires 60 monthly payments of \$90,959, including interest at a rate of 3.15%, beginning July 2, 2012. The lease proceeds are being used to repay a note payable used to purchase the vehicles. The same equipment is collateral for the note payable (See Note 7). There were no executory costs, unguaranteed residual values, deferred initial direct costs or unearned income. The lease was fully paid during fiscal year 2017.

***Operating Lease***

Space Florida entered into an operating lease for equipment beginning December 11, 2013. Space Florida recognizes revenue on a straight line basis and recorded a lease receivable of \$103,582 and \$134,124 on the Statement of Net Position at September 30, 2017 and 2016, respectively. The customer has the option to purchase the equipment at the end of the 24 month lease for a price equal to the outstanding and unpaid equipment cost as determined by the lessor plus all applicable interest and taxes. As of September 30, 2017 and 2016, \$1,066,735 in equipment had been leased by the lessee. The lease has a 2% interest rate. Invoicing began January 2016 and the first invoice included all accrued interest. As of September 30, 2017 and 2016, there was \$0 and \$0, respectively, of accrued interest. The final monthly payment amount was determined to be \$9,987 in January 2016. There were no executory costs, unguaranteed residual values, deferred initial direct costs or unearned income. Management is not confident they will receive the lease receivable amounts and has recorded an allowance of \$103,582 and \$0, as of September 30, 2017 and 2016, respectively.

The future operating lease cash payments are as follows:

Year ending September 30,	Principal	Interest	Total
2018	101,624	17,134	118,758
2019	103,675	15,084	118,759
Totals	\$ 205,299	\$ 32,218	\$ 237,517

**Space Florida**  
**Notes to Financial Statements**

**NOTE 6: CAPITAL ASSETS**

Capital asset activity for the year ended September 30, 2017 was as follows:

	2017			Balance September 30, 2017
	Balance September 30, 2016	Increases	Decreases	
Capital assets, not being depreciated				
Construction in progress	\$ 3,362,333	\$ 17,710,203	\$ (4,917,986)	\$ 16,154,550
<b>Total capital assets not being depreciated</b>	<b>3,362,333</b>	<b>17,710,203</b>	<b>(4,917,986)</b>	<b>16,154,550</b>
Capital assets, being depreciated:				
SRMU storage facility	8,614,373	-	-	8,614,373
RLV hangar and office space	4,696,984	-	-	4,696,984
Orion facility	32,032,069	-	-	32,032,069
Space Life Sciences Lab	27,077,931	113,682	-	27,191,613
Launch complex 46	512,872	4,243,218	-	4,756,090
EETC – Melbourne Airport	16,707,735	-	-	16,707,735
C3PF	18,763,941	-	-	18,763,941
Furniture, equipment and vehicles	10,162,344	216,685	(181,633)	10,197,396
Other facilities	2,224,357	791,400	-	3,015,757
<b>Total capital assets being depreciated</b>	<b>120,792,606</b>	<b>5,364,985</b>	<b>(181,633)</b>	<b>125,975,958</b>
Less accumulated depreciation for:				
SRMU storage facility	(4,313,099)	(432,332)	-	(4,745,431)
RLV hangar and office space	(3,578,700)	(98,333)	-	(3,677,033)
Orion facility	(8,203,233)	(1,224,372)	-	(9,427,605)
Space Life Sciences Lab	(10,000,017)	(1,089,073)	-	(11,089,090)
Launch complex 46	(332,076)	(105,521)	-	(437,597)
EETC – Melbourne Airport	(1,031,021)	(618,805)	-	(1,649,826)
C3PF	(1,042,491)	(694,961)	-	(1,737,452)
Furniture, equipment and vehicles	(5,305,200)	(1,878,146)	176,834	(7,006,512)
Other facilities	(227,586)	(139,473)	-	(367,059)
<b>Total accumulated depreciation</b>	<b>(34,033,423)</b>	<b>(6,281,016)</b>	<b>176,834</b>	<b>(40,137,605)</b>
<b>Total capital assets, being depreciated, net</b>	<b>86,759,183</b>	<b>(916,031)</b>	<b>(4,799)</b>	<b>85,838,353</b>
<b>Capital assets, net</b>	<b>\$ 90,121,516</b>	<b>\$ 16,794,172</b>	<b>\$ (4,922,785)</b>	<b>\$ 101,992,903</b>

**Space Florida**  
**Notes to Financial Statements**

**NOTE 6: CAPITAL ASSETS (Continued)**

Capital asset activity for the year ended September 30, 2016 was as follows:

	2016			Balance September 30, 2016
	Balance September 30, 2015	Increases	Decreases	
Capital assets, not being depreciated				
Construction in progress	\$ 6,789,336	\$ 2,057,886	\$ (5,484,889)	\$ 3,362,333
Total capital assets not being depreciated	6,789,336	2,057,886	(5,484,889)	3,362,333
Capital assets, being depreciated:				
SRMU storage facility	8,606,893	7,480	-	8,614,373
RLV hangar and office space	4,696,984	-	-	4,696,984
Orion facility	32,032,069	-	-	32,032,069
Space Life Sciences Lab	26,929,092	148,839	-	27,077,931
Launch complex 46	506,017	6,855	-	512,872
EETC – Melbourne Airport	16,699,562	8,173	-	16,707,735
C3PF	18,763,941	-	-	18,763,941
Furniture, equipment and vehicles	9,958,908	281,479	(78,043)	10,162,344
Other facilities	1,993,104	231,253	-	2,224,357
Total capital assets being depreciated	120,186,570	684,079	(78,043)	120,792,606
Less accumulated depreciation for:				
SRMU storage facility	(3,880,379)	(432,720)	-	(4,313,099)
RLV hangar and office space	(3,506,602)	(72,098)	-	(3,578,700)
Orion facility	(6,978,861)	(1,224,372)	-	(8,203,233)
Space Life Sciences Lab	(8,928,023)	(1,071,994)	-	(10,000,017)
Launch complex 46	(247,569)	(84,507)	-	(332,076)
EETC – Melbourne Airport	(322,076)	(708,945)	-	(1,031,021)
C3PF	(217,237)	(825,254)	-	(1,042,491)
Furniture, equipment and vehicles	(3,538,900)	(1,825,449)	59,149	(5,305,200)
Other facilities	(117,597)	(109,989)	-	(227,586)
Total accumulated depreciation	(27,737,244)	(6,355,328)	59,149	(34,033,423)
Total capital assets, being depreciated, net	92,449,326	(5,671,249)	(18,894)	86,759,183
Capital assets, net	\$ 99,238,662	\$ (3,613,363)	\$ (5,503,783)	\$ 90,121,516



**NOTE 7: LONG-TERM DEBT**

***Notes Payable***

On September 16, 2011, Space Florida entered into a loan agreement with a bank in the amount of \$5,000,000. The note was issued for a period of 5 years with an interest rate of 3.15%. Monthly principal and interest payments of \$90,959 are due on the 30<sup>th</sup> of every month beginning July 30, 2012. The outstanding principal balance as of September 30, 2017 and 2016 was \$0 and \$808,024, respectively. Payment of principal and interest on the note payable was secured by collateral of equipment leased in a direct financing lease (in Note 5).

On October 31, 2013, Space Florida entered into a loan agreement with a bank in the amount of \$17,500,000. The note was to mature on January 30, 2015; however, it was converted, on January 30, 2015, to a note payable with a 3 year repayment term. The note was issued with a floating rate of interest equal to 72% of the one month London Interbank Offered Rate (LIBOR) plus 250 basis points (2.50%). The note shall bear interest on each February 1, May 1, August 1 and November 1, commencing February 1, 2014. The outstanding principal balance as of September 30, 2017 and 2016 was \$12,588,280 and \$15,622,530, respectively. Payment of principal and interest is to be paid by pledged future appropriations from the State through the State Economic Enhancement and Development Fund. Annual principal and interest payments on the note payable are expected to require approximately 6% of appropriations for the year ending September 30, 2017 and September 30, 2018, and will require approximately 87% of appropriations for the year ending September 30, 2019.

On April 25, 2017, Space Florida borrowed \$17,500,000. Interest accrues at 3.17% per year and interest is due monthly. There is a mandatory prepayment of the loan for any pledged revenues (grant funds) received. During the year ending September 30, 2017, \$7,376,333 of pledged revenues were earned. The total grant award is for \$17,500,000. In the event that any principal or interest is outstanding at December 31, 2018, the loan can be converted into a loan with a 5 year repayment term at 4% interest.

Annual debt service requirements to maturity for the notes payable outstanding are as follows:

Year ending September 30,	Principal	Interest	Total
2018	\$ 20,096,252	\$ 651,736	\$ 20,747,988
2019	8,600,000	127,656	8,727,656
Totals	\$ 28,696,252	\$ 779,392	\$ 29,475,644

**NOTE 7: LONG-TERM DEBT (Continued)**

**Changes In Long-Term Liabilities**

Long-term liability activity for the years ended September 30, 2017 and 2016, was as follows:

	Balance September 30, 2016	Additions	Reductions	Balance September 30, 2017	Due Within One Year
Notes payable	\$ 16,430,554	\$ 17,500,000	\$ (5,234,302)	\$ 28,696,252	\$ 20,096,252
Compensated absences	180,764	126,500	(115,728)	191,536	98,825
<b>Total</b>	<b>\$ 16,611,318</b>	<b>\$ 17,626,000</b>	<b>\$ (5,350,330)</b>	<b>\$ 28,887,788</b>	<b>\$ 20,195,077</b>

	Balance September 30, 2015	Additions	Reductions	Balance September 30, 2016	Due Within One Year
Notes payable	\$ 18,786,485	\$ -	\$ (2,355,931)	\$ 16,430,554	\$ 3,253,067
Compensated absences	193,391	136,663	(149,259)	180,764	170,169
<b>Total</b>	<b>\$ 18,979,876</b>	<b>\$ 85,808</b>	<b>\$ (2,012,098)</b>	<b>\$ 16,611,318</b>	<b>\$ 2,711,310</b>

**NOTE 8: CONDUIT DEBT**

As defined by GASBC Section C65, conduit debt obligations are certain limited obligation debt instruments issued by a state or local governmental entity for the express purpose of providing capital financing for a specific third party that is not a part of the issuer's financial reporting entity. Although the conduit debt obligations bear the name of the governmental entity, the entity has no obligation to repay the conduit debt beyond the resources provided by a lease or loan to the third party. GASBC has concluded that conduit debt does not create a liability for the governmental entity and, therefore, is not reflected on the entity's basic financial statements.

Space Florida has participated in the issuance of conduit debt projects that are not reflected on the statement of net position of its basic financial statements.

The conduit debt transactions discussed below are limited obligation debts of Space Florida and are payable solely from the pledged revenues described in the respective debt agreements. Neither the faith nor credit, nor the taxing power of Space Florida, the State of Florida nor any subdivision thereof is pledged for the payment of the debts.

During January 2000, the Florida Space Authority entered into an agreement to assist in the financing and modification of Launch Complex 41 for use of the Atlas V rocket. This project was completed during the year ended June 30, 2003. The original value of the Florida Space

**NOTE 8: CONDUIT DEBT (Continued)**

Authority assisted financing on this project was approximately \$294,117,000. With the dissolution of the Florida Space Authority on September 1, 2006, the conduit debt was assigned to Space Florida. The debt was refinanced in November 2010 with a principal balance of \$100,000,000. As of September 30, 2017 and 2016, respectively, the outstanding balance was approximately \$36,713,844 and \$44,939,061, respectively. Lease revenue received on the Atlas V facility is being used to pay off the debt, and debt payments are made by United Launch Alliance.

During July 2005, the Florida Space Authority entered into an agreement to assist in the financing related to the construction of a Shuttle Launch Experience facility to be located at the Kennedy Space Center. With the dissolution of the Florida Space Authority on September 1, 2006, the conduit debt was assigned to Space Florida. The project was completed during the year ended June 30, 2009, at which point the total value of the Florida Space Authority assisted financing on this project was approximately \$35,000,000.

During March 2007, Space Florida entered into an agreement to assist in additional financing related to the construction of a Shuttle Launch Experience facility to be located at the Kennedy Space Center. The project was completed during the year ended June 30, 2009, at which point the total value of the Space Florida assisted financing on this project was approximately \$5,000,000.

During March 2012, Space Florida entered into an agreement to assist with financing related to the construction of the Space Shuttle Atlantis Exhibit. This was attached to the Shuttle Launch Experience facility. The \$35,000,000, and \$5,000,000 were refinanced into one loan with an additional \$22,500,000 of funding provided. The total amount of assisted financing was \$62,500,000. As of September 30, 2017 and 2016, the outstanding balance on Space Florida assisted financing was approximately \$31,391,857 and \$40,861,787, respectively. The debt will be repaid from a percentage of ticket sale revenues at the Kennedy Space Center Visitor Complex, and debt payments are made by the Kennedy Space Center Visitor Complex.

During December 2014, Space Florida entered into a multi-phase agreement with a company to provide with financing related to the sale and leaseback of personal and real property for up to \$250,000,000. In March 2016, the company elected to exercise Phase 2 of the project but no transactions relating to Phase 2 occurred during fiscal year ended September 30, 2016. As of September 30, 2017 and 2016 under Phase 1, the outstanding balance on Space Florida assisted financing was \$15,105,765 and \$17,714,889, respectively. The debt will be repaid with proceeds from the lease of the personal property. The loan is collateralized by the lease.

**NOTE 9: OPERATING LEASES**

On November 7, 2012, Space Florida entered into an operating lease agreement with the Melbourne Airport Authority for the right to sublease facilities. The term of the lease is for 360 months with an option to extend this lease for up to 4 additional terms of 5 years. The lease began in August 2014. During the years ended September 30, 2017 and 2016, Space Florida recorded a lease expense of \$115,703. The future minimum lease payment is \$115,703 each year through November 7, 2042.

On September 18, 2014, Space Florida signed a sublease with a company for period of 20 years. The tenant is responsible for maintaining, operating, and improvements of the facilities. During the years ended September 30, 2017 and 2016, Space Florida recorded lease revenue of \$115,703. The future minimum rental income is \$115,703 each year through November 7, 2042.

**NOTE 10: SRMU STORAGE FACILITY 4351**

On May 15, 2007, Space Florida entered into an agreement to lease the Titan IV Solid Rocket Motor Upgrade (SRMU) storage facility constructed at Camp Blanding, Florida. The lease is currently extended through May 31, 2017, and may be extended for up to three additional three year periods. However, the tenant may terminate the lease with a 90-day written notice. During the years ended September 30, 2017 and 2016, Space Florida recorded lease revenue of \$731,242 and \$643,705, respectively.

The SRMU storage facility was constructed on land owned by the State of Florida Armory Board. The annual land use fee for the years September 30, 2017 and 2016 is approximately \$282,835 and \$277,971, respectively, and is payable by Space Florida in monthly installments of approximately \$23,878. The future minimum lease payments are \$2,695,231 through June 30, 2026.

If the current tenant chooses not to renew the lease and no suitable lease agreement is secured with another tenant, management believes the service utility of the facility would be significantly reduced. Under such circumstances, and in accordance with GASB Cod. Section 1400, *Reporting Capital Assets and for Insurance Recoveries*, Space Florida would be required to report an impairment loss, not to exceed the then carrying value of the facility, which was \$3,868,942, and \$4,301,274 as of September 30, 2017 and 2016, respectively. However, management believes the current tenant will continue to renew the lease. Accordingly, no impairment loss has been recorded as of September 30, 2017 and 2016.

**NOTE 11: COMMERCIAL CREW AND CARGO PROCESSING FACILITY**

On July 19, 2011, Space Florida entered into a use lease agreement with NASA's John F. Kennedy Space Center for the right to use the Commercial Crew and Cargo Processing Facility "C3PF" f/k/a/ Orbiter Processing Facility 3 "OPF-3", Space Shuttle Main Engine Processing Facility, K6-0696 building, and the processing Control Center. Space Florida will need to fund an escrow account for the demolition, which is estimated to be \$4,850,000 by October 6, 2016; however, Space Florida requested that NASA waive the specific establishment and funding of the Escrow Account Requirement.

On April 1, 2015, Space Florida entered into a sub use agreement with a Company to lease the C3PF and Processing Control Center. The lease currently terminates in December 31, 2021 with an option to extend for up to two additional terms of three years, but shall not extend beyond the user permit term expiration date of June 1, 2027. During the years ended September 30, 2017 and 2016, Space Florida recorded administrative fee revenue of \$580,022 and \$580,022, respectively. The future minimum administrative fees are \$580,022 each year through June 30, 2021.

During the years ended September 30, 2017 and 2016, Space Florida recorded operations and maintenance expenses related to the C3PF facility of \$724,643 and \$507,718, respectively. The facility is sub-licensed to a company that is responsible for all of the operations and maintenance costs of the facilities.

**NOTE 12: SPACE LIFE SCIENCES LAB 4351**

Space Florida leases the Space Life Sciences Lab (SLSL) to NASA and other lessees under lease agreements that end between September 30, 2014 and February 29, 2016. The net carrying value of the facility at September 30, 2017 and 2016 was \$16,102,523 and \$17,077,914, respectively. During the years ended September 30, 2017 and 2016, Space Florida recorded lease and service revenue of \$747,570 and \$567,133, respectively. NASA was one of the tenants in the building leasing a lab for approximately \$65,000 a month, but they terminated their lease in January 2015. As part of the use agreement since NASA was no longer the primary tenant Space Florida had to pay rent of \$74,200 and \$61,833 for the years ended September 30, 2017 and 2016.

During the years ended September 30, 2017 and 2016, Space Florida recorded operations and maintenance expenses, including rent, related to the SLSL facility of \$3,033,500 and \$2,854,581, respectively. Space Florida collects maintenance fees from all but one tenant, which is included in lease revenue, as part of their lease agreements.

Space Florida will collect future minimum lease revenue of approximately \$518,935 and \$106,191 for the years ending September 30, 2018 and 2019, respectively.

**NOTE 13: RIGHTS AND ACCESS**

Exploration Park

On January 1, 2009, Space Florida entered into a 60 year enhanced use lease agreement, including additional extension options, with NASA's John F. Kennedy Space Center for 60 acres and an optional 139 additional acres located adjacent to the SLSL. The intended purpose of this property, with certain limitations as described in the lease agreement, is for the development of a mixed-use, multi-tenant technology and commerce park referred to as "Exploration Park." The park is intended to host diverse aerospace-related activities for commercial, civil and military tenants. Rental fees began July 1, 2014, when Phase 1 was available to be utilized. Rent expense was \$476,396 and \$464,776 during the year ended September 30, 2017 and 2016, respectively, and escalates 2.5% annually. Beginning on January 1, 2039 the rent expense shall escalate on the anniversary using the consumer price index or, if greater, shall be 5% of gross revenues derived from subleases in phase 1. There were no cash lease payments initially required under the lease agreement. Space Florida made capital improvements during the first three years of the use agreement and upon completion of the improvements, NASA accepted the improvements in lieu of \$6,887,396 future rent payments. The net book value of the assets transferred was \$7,703,600. The difference between the asset transferred and the improvements in lieu of payments of \$816,204 is recorded in fiscal year 2015 as in-kind donations to NASA and is included in general and administrative expense on the Statement of Revenues, Expenses, and Changes in Net Position. There is \$382,633 of prepaid rent current as of September 30, 2017 and 2016, and \$5,261,206 and \$5,643,839 of prepaid rent noncurrent, as of September 30, 2017 and 2016, respectively, which will be applied to rent expense through 2032. The prepaid rent was accepted by NASA for rent covering 18 years; therefore, it is allocated evenly across the 18 years and \$382,633 is applied annually. The rent expense is being expensed evenly over the life of the lease. During the years ended September 30, 2017 and 2016, the straight-line rent expense was \$658,678. The difference between the annual rent expense and the prepaid rent applied results in a cumulative deferred rent liability of \$897,147 and \$621,102 as of September 30, 2017 and 2016, respectively. Space Florida will make cash payments totaling \$40,580,340 for the use lease agreement, and will begin making payments in 2032.

During December 2015, Space Florida signed an amendment with NASA's John F. Kennedy Space Center to exercise the option to lease exploration park phase 2 for sixty years from the commencement date in exchange for in-kind rent and non-monetary considerations. The commencement date of exploration park phase 2 will begin when Space Florida is granted a right to possess and utilize its leasehold interest. Additionally, during May 2016, Space Florida signed a sublease agreement with a company whereby the company will pay rental payments equal to Space Florida's obligation upon commencement of the lease. Additional construction in phase 2 will result in additional in-kind credits toward future cash payments referenced above.

**NOTE 13: RIGHTS AND ACCESS (Continued)**

Area 57 - East

During August 2015, Space Florida was granted license (right to use) to Area 57 – East at Cape Canaveral Air Force Station from the Secretary of the Air Force for a period of five years retroactively beginning in March 2014 and ending in February 2019. Space Florida shall pay all direct costs associated with the use of the facility. Additionally, Space Florida will need to fund the demolition, which is estimated to be \$100,000. Additionally, during March 2016, Space Florida signed a sublease agreement with a company whereby the company will pay rental payments of \$16,763 per month, and all costs to operate the Area 57 facilities, with a three percent annual escalator through January 31, 2019 with renewal options through 2025. During the years ended September 30, 2017 and 2016, Space Florida recorded operations and maintenance expenses, related to Area 57, of \$3,924 and \$11,119, respectively.

Launch Complex 36

Space Florida was granted a license (right to use) to Space Launch Complex 36 at Cape Canaveral Air Force Station from the Secretary of the Air Force for a period of five years commencing in November 2014 and ending November 2019 with a one year extension. Space Florida anticipates renewal of the license in five year increments. The intended purpose of the complex, with certain limitations as described in the license agreement, is for the construction and operation of a multi-use vertical launch complex capable of supporting several launch vehicle configurations ranging from light to medium lift. The license is revocable at the will of the Secretary of the Air Force. Launch Complex 36 has been subleased to a customer that is responsible for operating costs of the facility.

Launch Complex 46

Space Florida was granted a license (right to use) to Space Launch Complex 46 (SLC-46) at Cape Canaveral Air Force Station from the Secretary of the Air Force for a period of five years from September 2008 and ending September 2013, which was extended to September 2019. Space Florida anticipates renewal of the license in five year increments. The intended purpose of the complex, with certain limitations as described in the license agreement, is for the construction and operation of a launch complex that is capable of supporting space launches and other directly related activities for government, education and commercial purposes. Through an agreement with the Air Force and Navy, Space Florida shares SLC-46 site with the Naval Ordnance Test Unit (NOTU). The license is revocable at the will of the Secretary of the Air Force.

**NOTE 13: RIGHTS AND ACCESS (Continued)**

Shuttle Landing Facility

On June 23, 2015, Space Florida entered into a 30 year agreement with NASA's John F. Kennedy Space Center for the management, development, improvement, operation, and sustainment of the Shuttle Landing Facility to support Government and commercial users engaged in horizontal space launch and recovery, aerospace vehicle flight testing and operations, and mission-related or otherwise compatible aviation. Space Florida will provide, at no cost to NASA, flight operations services associated with landings and take-offs of NASA aircraft at a value of \$45,045 per year with a three percent annual escalator.

Additional Minor Rights and Access

Space Florida has been granted several additional minor licenses or rights to use for real property by either the Secretary of the Air Force or NASA's John F. Kennedy Space Center. These rights, which are deemed immaterial in total, are transferred to third parties who are responsible for all related requirements. However, access rights are retained by Space Florida for inspection purposes to ensure contract compliance. All rights have terms ranging from one to five years with limited option to extend.

**NOTE 14: PROTOTYPE TESTING AGREEMENTS**

During June 2010, Space Florida entered into an agreement to purchase an ultra-efficient vehicle prototype from a third party entity (Seller 1) for \$500,000, for the purpose of testing the technology and capabilities of the prototype. Seller 1 delivered the prototype on October 15, 2010, and the testing period began.

Under the terms of the agreement, upon expiration of the testing period, Space Florida was to lease back the prototype to the seller. The sales lease back began on October 15, 2010 at the rate of \$100 per year for 10 years. At the end of the lease, Seller 1 has the option to repurchase the prototype for \$100. As additional consideration for the lease and option to purchase, the Seller issued to Space Florida a warrant with a 10 year term to acquire 100 shares of Seller 1's common stock, which is estimated to equal a 1% ownership interest in Seller 1. The common stock warrants allow shares to be purchased for \$1,000 per share.

During March 2011, Space Florida entered into an additional and separate agreement with Seller 1 to purchase three vehicles for \$1,000,000. The vehicles have been completed as of June 30, 2014, and the lease commenced on September 30, 2014. The vehicle is being leased back to Seller 1 at \$100 per year for 10 years. Seller 1 has an option to purchase the vehicle at the end of the lease for \$100. Seller 1 issued Space Florida a warrant with a 10 year term to acquire 200 shares of the Seller's common stock. The warrants allow common stock shares to be purchased for \$1,843 per share and is equal to a 2% ownership interest in Seller 1.



**NOTE 14: PROTOTYPE TESTING AGREEMENTS (Continued)**

Also, in March 2011, Space Florida entered into an agreement to purchase a hydrogen fueled vehicle prototype from Seller 2 for \$1,200,000, for the purpose of testing the technology and capabilities of the vehicle prototype. Of the \$1,200,000, \$500,000 was a loan convertible into common stock of Seller 2. Space Florida converted the loan during the fiscal year ended June 30, 2012 and obtained 25,000 shares of common stock of Seller 2. A sales lease back will begin on the completion of the construction of the prototype. Seller 2 will lease the vehicle for 7 years for \$100 a year, and at the end of the lease can purchase the prototype for \$100. As additional consideration for the lease, Seller 2 gave Space Florida warrants to purchase 25,000 shares of common stock in Seller 2, this is an estimated ownership of 2.5% in Seller 2. The warrants can be exercised for \$0.01 a share.

In June 2011, Space Florida entered into an agreement to purchase a vehicle prototype from a third party (Seller 3) for \$500,000, for the purpose of testing the technology and capabilities of the vehicle prototype. A sales lease back began in February 2013. Seller 3 will lease the vehicle for 7 years for \$100 a year, and at the end of the lease can purchase the prototype for \$100. As additional consideration for the lease, Seller 3 gave Space Florida warrants to purchase 20,000 shares of common stock in Seller 3, this is an estimated ownership of 2% in Seller 3. The warrants can be exercised for \$0.01 a share.

As of September 30, 2017 and 2016, the warrants and common stock are recorded in investments, and the receivables for the capital leases are included in other assets.

**NOTE 15: RETIREMENT PLAN**

Effective September 1, 2006, Space Florida established a Simplified Employee Pension Plan (the "Plan"). The Plan eliminates the taxation required for the social security element of the Federal Insurance Contributions Act (FICA) for all participants and for Space Florida.

All employees of Space Florida are eligible to participate in the Plan immediately. Participants vest at 100% upon entering the Plan and retirement eligibility is set at age 65. The Plan is non-contributory for employees and, therefore, all contributions are the obligation of Space Florida. Contributions to the Plan for the years ended September 30, 2017 and 2016 were \$521,321 and \$513,605, respectively, and represented 15% of total eligible employee gross compensation for each period.

**NOTE 16: COMMITMENTS AND CONTINGENCIES**

Commitments

Contract commitments at September 30, 2017 was \$67,880,775 and related to the design and construction for Launch Complex 36, Exploration Park, and Launch Complex 41 and certain other consulting agreements.

**NOTE 16: COMMITMENTS AND CONTINGENCIES (Continued)**

Economic Dependency

Space Florida received approximately 91% and 67% of its total revenues from State legislative appropriations and grants during the years ended September 30, 2017 and 2016 , respectively.

State Appropriated Funds & Federal Contracts

Amounts received from State and Federal agencies are subject to audit and adjustment at the discretion of these entities. If expenditures are disallowed as a result of these audits, the claims for reimbursement to the agency would become a liability of Space Florida.

**NOTE 17: RISK MANAGEMENT**

Space Florida purchases commercial insurance for worker’s compensation, health and property insurance for their major capital assets. Therefore all risks of loss are fully insured.

**NOTE 18: FUTURE ACCOUNTING PRONOUNCEMENTS**

The Governmental Accounting Standards Board has issued statements that will become effective in subsequent fiscal years. The statements address:

- Certain pension issues
- Other post employment benefits
- Blending certain component units

Space Florida is currently evaluating the effects that these statements will have on its financial statements for subsequent fiscal years.

**NOTE 19: RECLASSIFICATION**

Certain accounts in the prior-year financial statements have been reclassified for comparative purposes to conform with the presentation in the current-year financial statements.

SUPPLEMENTARY INFORMATION

THIS PAGE IS INTENTIONALLY LEFT BLANK.

**Space Florida**

**Schedule of Travel, Business Meals and Incidental Expenses**

<i>For the year ended September 30,</i>	<b>2017</b>	<b>2016</b>
Domestic:		
Travel and incidental (1)	\$ 133,925	\$ 171,387
Business meals	29,052	47,174
Total domestic	162,977	218,561
Foreign:		
Travel and incidental (1)	60,143	48,511
Business meals	3,620	1,190
Total foreign	63,763	49,701
Total	\$ 226,740	\$ 268,262

(1) Incidental expenses consist of telephone charges and gratuities.

THIS PAGE IS INTENTIONALLY LEFT BLANK.



Carr, Riggs & Ingram, LLC  
215 Baytree Drive  
Melbourne, Florida 32940

(321) 255-0088  
(321) 259-8648 (fax)  
www.cricpa.com

**INDEPENDENT AUDITORS' REPORT ON INTERNAL CONTROL OVER FINANCIAL REPORTING AND ON COMPLIANCE AND OTHER MATTERS BASED ON AN AUDIT OF FINANCIAL STATEMENTS PERFORMED IN ACCORDANCE WITH *GOVERNMENT AUDITING STANDARDS***

The Board of Directors  
Space Florida

We have audited, in accordance with the auditing standards generally accepted in the United States of America and the standards applicable to financial audits contained in *Government Auditing Standards* issued by the Comptroller General of the United States, the financial statements of Space Florida, as of and for the year ended September 30, 2017 and the related notes to the financial statements, which collectively comprise Space Florida's basic financial statements, and have issued our report thereon dated June 28, 2018.

**Internal Control Over Financial Reporting**

In planning and performing our audit of the financial statements, we considered Space Florida's internal control over financial reporting (internal control) to determine the audit procedures that are appropriate in the circumstances for the purpose of expressing our opinion on the financial statements, but not for the purpose of expressing an opinion on the effectiveness of Space Florida's internal control. Accordingly, we do not express an opinion on the effectiveness of Space Florida's internal control.

A *deficiency in internal control* exists when the design or operation of a control does not allow management or employees, in the normal course of performing their assigned functions, to prevent, or detect and correct misstatements on a timely basis. A *material weakness* is a deficiency, or a combination of deficiencies in internal control, such that there is a reasonable possibility that a material misstatement of the entity's financial statements will not be prevented, or detected and corrected, on a timely basis. A *significant deficiency* is a deficiency, or a combination of deficiencies, in internal control that is less severe than a material weakness, yet important enough to merit attention by those charged with governance.

Our consideration of internal control was for the limited purpose described in the first paragraph of this section and was not designed to identify all deficiencies in internal control that might be material weaknesses or significant deficiencies. Given these limitations, during our audit we did not identify any deficiencies in internal control that we consider to be material weaknesses. However, material weaknesses may exist that have not been identified.

## Compliance and Other Matters

As part of obtaining reasonable assurance about whether Space Florida's financial statements are free from material misstatement, we performed tests of its compliance with certain provisions of laws, regulations, contracts and grant agreements, noncompliance with which could have a direct and material effect on the determination of financial statement amounts. However, providing an opinion on compliance with those provisions was not an objective of our audit, and accordingly, we do not express such an opinion. The results of our tests disclosed no instances of noncompliance or other matters that are required to be reported under *Government Auditing Standards*.

## Purpose of this Report

The purpose of this report is solely to describe the scope of our testing of internal control and compliance and the results of that testing, and not to provide an opinion on the effectiveness of the entity's internal control or on compliance. This report is an integral part of an audit performed in accordance with *Government Auditing Standards* in considering the entity's internal control and compliance. Accordingly, this communication is not suitable for any other purpose.

*Carri Riggs & Ingram, L.L.C.*

Melbourne, Florida

June 27, 2018



**INDEPENDENT AUDITORS' REPORT ON COMPLIANCE FOR EACH MAJOR STATE PROJECT; REPORT ON INTERNAL CONTROL OVER COMPLIANCE; AND REPORT ON THE SCHEDULE OF EXPEDITURES OF STATE FINANCIAL ASSISTANCE REQUIRED BY CHAPTER 10.550, RULES OF THE FLORIDA AUDITOR GENERAL**

The Board of Directors  
Space Florida

**Report on Compliance for Each Major State Project**

We have audited Space Florida's compliance with the types of compliance requirements described in *Chapter 10.550, Rules of the Auditor General* that could have a direct and material effect on each of Space Florida's major state projects for the year ended September 30, 2017. Space Florida's major state projects are identified in the summary of auditors' results section of the accompanying schedule of findings and questioned costs.

**Management's Responsibility**

Management is responsible for compliance with the state statutes, regulations, contracts and grants applicable to its state projects.

**Auditors' Responsibility**

Our responsibility is to express an opinion on compliance for each of Space Florida's major state projects based on our audit of the types of compliance requirements referred to above. We conducted our audit of compliance in accordance with auditing standards generally accepted in the United States of America; the standards applicable to financial audits contained in *Government Auditing Standards*, issued by the Comptroller General of the United States; and Chapter 10.550, Rules of the Auditor General. Those standards, Chapter 10.550, require that we plan and perform the audit to obtain reasonable assurance about whether noncompliance with the types of compliance requirements referred to above that could have a direct and material effect on a major state project occurred. An audit includes examining, on a test basis, evidence about Space Florida's compliance with those requirements and performing such other procedures as we considered necessary in the circumstances.

We believe that our audit provides a reasonable basis for our opinion on compliance for each major state project. However, our audit does not provide a legal determination of Space Florida's compliance.

### ***Opinion on Each Major State Project***

In our opinion, Space Florida complied, in all material respects, with the types of compliance requirements referred to above that could have a direct and material effect on each of its major state projects for the year ended September 30, 2017.

### **Report on Internal Control Over Compliance**

Management of Space Florida is responsible for establishing and maintaining effective internal control over compliance with the types of compliance requirements referred to above. In planning and performing our audit of compliance, we considered Space Florida's internal control over compliance with the types of requirements that could have a direct and material effect on each major state project to determine the auditing procedures that are appropriate in the circumstances for the purpose of expressing an opinion on compliance for each major state project and to test and report on internal control over compliance in accordance with Chapter 10.550, Rules of the Auditor General, but not for the purpose of expressing an opinion on the effectiveness of internal control over compliance. Accordingly, we do not express an opinion on the effectiveness of Space Florida's internal control over compliance.

*A deficiency in internal control over compliance* exists when the design or operation of a control over compliance does not allow management or employees, in the normal course of performing their assigned functions, to prevent, or detect and correct, noncompliance with a type of compliance requirement of a State project on a timely basis. *A material weakness in internal control over compliance* is a deficiency, or a combination of deficiencies, in internal control over compliance, such that there is a reasonable possibility that material noncompliance with a type of compliance requirement of a State project will not be prevented, or detected and corrected, on a timely basis. *A significant deficiency in internal control over compliance* is a deficiency, or a combination of deficiencies, in internal control over compliance with a type of compliance requirement of a state project that is less severe than a material weakness in internal control over compliance, yet important enough to merit attention by those charged with governance.

Our consideration of internal control over compliance was for the limited purpose described in the first paragraph of this section and was not designed to identify all deficiencies in internal control over compliance that might be material weaknesses or significant deficiencies. We did not identify any deficiencies in internal control over compliance that we consider to be material weaknesses. However, material weaknesses may exist that have not been identified.

The purpose of this report on internal control over compliance is solely to describe the scope of our testing of internal control over compliance and the results of that testing based on the requirements of Chapter 10.550, Rules of the Auditor General. Accordingly, this report is not suitable for any other purpose.

*Carly Riggs & Ingram, L.L.C.*

Melbourne, Florida

June 27, 2018

**Space Florida**  
**Schedule of Findings and Questioned Costs**  
**For the year ended September 30, 2017**

**Section I—Summary of Auditors’ Results**

*Financial Statements*

Type of auditors’ report issued: Unmodified

Internal control over financial reporting:

- Material weakness(es) identified? \_\_\_ yes      X no
- Significant deficiency(ies) identified? \_\_\_ yes      X none reported

Noncompliance material to financial statements noted? \_\_\_ yes      X no

*State Projects*

Internal control over major state projects:

- Material weakness(es) identified? \_\_\_ yes      X no
- Significant deficiency(ies) identified? \_\_\_ yes      X none reported


Type of auditors’ report issued on compliance for major State projects: Unmodified

Any audit findings disclosed that are required to be Reported in accordance with Chapter 10.550? \_\_\_ yes      X no

Identification of major state projects:

<u>State CSFA Numbers</u>	<u>State Project or Cluster 2017</u>
55.004	Aviation Grant Program
55.037	Spaceport Improvement Program

Dollar threshold used to distinguish between type A and B programs was \$1,679,529 for major state projects.



**Space Florida**  
**Schedule of Findings and Questioned Costs (continued)**  
**For the year ended September 30, 2017**

**Section II—Financial Statement Findings**

No matters were reported.

**Section IV—State Project Findings and Questioned Costs**

No matters were reported.

**Section V—Other Issues**

No Summary Schedule of Prior Audit Findings is required because there were no prior audit findings related to State financial assistance projects.

No Corrective Action Plan is required because there were no findings required to be reported under the Florida Single Audit Act.

**Space Florida**

**Schedule of Expenditures of State Financial Assistance**  
**For the year ended September 30, 2017**

State Agency Pass-through entity, State Project	CSFA Number	Contract/Grant Number	Expenditures	Transfer to Subrecipients
<b>State Programs*</b>				
<b>Florida Department of Economic Opportunity</b>				
Direct Projects				
Economic Development Partnership, Israel	40.040	SB-14-009	\$ 20,000	\$ -
Economic Development Partnership, Israel	40.040	SB-17-009	1,000,000	-
Economic Development Partnership, Israel	40.040	SB-18-009	38,856	-
Economic Development Partnership, Space Tourism	40.040	SB-17-010	1,500,000	-
Economic Development Partnership, Operations	40.040	SB-17-008	7,717,414	-
Economic Development Partnership, Operations	40.040	SB-18-008	2,875,000	-
Economic Development Partnership, Financing Project	40.040	SB-14-011	1,111,827	-
Economic Development Partnership, Financing Project	40.040	SB-17-011	6,518,495	-
Economic Development Partnership, Financing Project	40.040	SB-18-011	645,564	-
Total CSFA number 40.040			21,427,156	-
Total Florida Department of Economic Opportunity			21,427,156	-
<b>Florida Department of Transportation</b>				
Direct Projects				
Aviation Grant Programs	55.004	FM/#430124-1-94-03	1,895,157	-
Aviation Grant Programs	55.004	FM# 430254-1-12-01	120,164	-
Aviation Grant Programs	55.004	FM# 430254-1-14-01	17,203	-
Spaceport Improvement Program	55.037	FM# 435320-1-94-01	2,943,452	2,943,452
Spaceport Improvement Program	55.037	FM/#435320-1-94-02	147,861	147,861
Spaceport Improvement Program	55.037	FM# 435257-1-14-01	63,607	-
Spaceport Improvement Program	55.037	FM# 435320-1-94-03	9,407,418	9,407,418
Spaceport Improvement Program	55.037	FM# 437806-1-94-01	10,000,000	10,000,000
Spaceport Improvement Program	55.037	FM# 435257-1-14-02	1,166,061	-
Spaceport Improvement Program	55.037	FM# 435257-1-14-03	115,413	-
Spaceport Improvement Program	55.037	FM# 435322-1-94-01 &		
Spaceport Improvement Program	55.037	FM # 434862-1-94-01	7,376,333	-
Spaceport Improvement Program	55.037	FM# 430124-4-94-02	804,482	804,482
Spaceport Improvement Program	55.037	FM# 435320-1-94-04	500,000	500,000
Total Florida Department of Transportation			34,557,151	23,803,213
Total Expenditures of State Financial Assistance			\$ 55,984,307	\$ 23,803,213



**Space Florida**  
**Schedule of Expenditures of State Financial Assistance**  
**For the year ended September 30, 2017**

*Note A - Significant Accounting Policies:*

The Schedule of Expenditures of State Assistance is a summary of Space Florida's state assistance programs presented on the accrual basis of accounting in accordance with generally accepted accounting principles.



Carr, Riggs & Ingram, LLC  
215 Baytree Drive  
Melbourne, Florida 32940

(321) 255-0088  
(321) 259-8648 (fax)  
www.cricpa.com

## **INDEPENDENT AUDITORS' MANAGEMENT LETTER**

The Board of Directors  
Space Florida

### **Report on the Financial Statements**

We have audited the financial statements of Space Florida as of and for the fiscal year ended September 30, 2017, and have issued our report thereon dated June 27, 2018.

### **Auditors' Responsibility**

We conducted our audit in accordance with auditing standards generally accepted in the United States of America; the standards applicable to financial audits contained in *Government Auditing Standards*, issued by the Comptroller General of the United States, and Chapter 10.550, Rules of the Florida Auditor General.

### **Other Reporting Requirements**

We have issued our Independent Auditors' Report on Internal Control over Financial Reporting and on Compliance and Other Matters Based on an Audit of Financial Statements Performed in Accordance with *Government Auditing Standards*, Independent Auditors' Report on Compliance for Each Major State Project and Report on Internal Control over Compliance; Schedule of Findings and Questioned Costs; and Independent Accounts' Report on an examination conducted in accordance with *AICPA Professional Standards*, AT-C Section 315, regarding compliance requirements in accordance with Chapter 10.550, Rules of the Auditor General. Disclosures in those reports and schedule, which are dated June 27, 2018, should be considered in conjunction with this management letter.

### **Prior Audit Findings**

Section 10.554(l)(i)1., Rules of the Auditor General, requires that we determine whether or not corrective actions have been taken to address findings and recommendations made in the preceding annual financial audit report. There were no corrective actions to be taken as there were no findings and recommendations made in the preceding annual financial audit report.

### **Official Title and Legal Authority**

Section 10.554(l)(i)4, Rules of the Auditor General, requires that the name or official title and legal authority for the primary government and each component unit of the reporting entity be disclosed in this management letter, unless disclosed in the notes to the financial statements. The legal authority of Space Florida is disclosed in the footnotes. There are no component units.

## **Financial Condition and Management**

Section 10.554(l)(i)5.a., and 10.556(7) Rules of the Auditor General, require that we apply appropriate procedures and communicate the results of our determination as to whether or not Space Florida has met one or more of the conditions described in Section 218.503(1), Florida Statutes, and to identify the specific condition(s) met. In connection with our audit, we determined that Space Florida did not meet any of the conditions described in Section 218.503(1), Florida Statutes.

Pursuant to Sections 10.554(1)(i)5.c. and 10.556(8), Rules of the Auditor General, we applied financial condition assessment procedures for Space Florida. It is management's responsibility to monitor Space Florida's financial condition, and our financial condition assessment was based in part on representations made by management and the review of financial information provided by same.

Section 10.5534(1)(i)2, Rules of the Auditor General, requires that we communicate any recommendations to improve financial management. In connection with our audit, we did not have any such recommendations.

## **Annual Financial Report**

Section 10.554(l)(i)5.b., and 10.556(7) Rules of the Auditor General, require us to apply appropriate procedures and communicate the results of our determination as to whether the annual financial report for Space Florida for the fiscal year ended September 30, 2017, filed with the Florida Department of Financial Services pursuant to Section 218.32(1)(a), Florida Statutes, is in agreement with the annual financial audit report for the fiscal year ended September 30, 2017. In connection with our audit, we determined that these two reports were in agreement.

## **Special District Component Units**

Section 10.544(1)(i)5.d, Rules of the Auditor General, requires, if appropriate, that we communicate the failure of a special district that is a component unit of a county, municipality, or special district, to provide the financial information necessary for proper reporting of the component unit within the audited financial statements of the county, municipality, or special district in accordance with Section 218.39(3)(b), Florida Statutes. In connection with our audit, we did not note any special district component units that failed to provide the necessary information for proper reporting in accordance with Section 218.39(3)(b), Florida Statutes.

## **Additional Matters**

Section 10.554(1)(i)2., Rules of the Auditor General, requires us to communicate noncompliance with provisions of contracts or grant agreements, or abuse, that have occurred, or are likely to have occurred, that have an effect on the financial statements that is less than material but warrants the attention of those charged with governance. In connection with our audit, we did not note any such findings.



**Purpose of this Letter**

Our management letter is intended solely for the information and use of the Legislative Auditing Committee, members of the Florida Senate and the Florida House of Representatives, the Florida Auditor General, Federal and other granting agencies, and applicable management, and is not intended to be and should not be used by anyone other than these specified parties.

*Cam, Riggs & Ingram, L.L.C.*

Melbourne, Florida

June 27, 2018

THIS PAGE IS INTENTIONALLY BLANK.



Carr, Riggs & Ingram, LLC  
215 Baytree Drive  
Melbourne, Florida 32940

(321) 255-0088  
(321) 259-8648 (fax)  
www.cricpa.com

## **INDEPENDENT ACCOUNTANTS' REPORT ON COMPLIANCE WITH LOCAL GOVERNMENT INVESTMENT POLICIES**

The Board of Directors  
Space Florida

We have examined Space Florida's compliance with the requirements of Section 218.415, Florida Statutes, *Local Government Investment Policies*, during the year ended September 30, 2017. Management of Space Florida is responsible for Space Florida's compliance with the specified requirements. Our responsibility is to express an opinion on Space Florida's compliance with the specified requirements based on our examination.

Our examination was conducted in accordance with attestation standards established by the American Institute of Certified Public Accountants. Those standards require that we plan and perform the examination to obtain reasonable assurance about whether Space Florida complied, in all material respects, with the specified requirements referenced above. An examination involves performing procedures to obtain evidence about whether Space Florida complied with the specified requirements. The nature, timing, and extent of the procedures selected depend on our judgment, including an assessment of the risks of material noncompliance, whether due to fraud or error. We believe that the evidence obtained is sufficient and appropriate to provide a reasonable basis for our opinion.

Our examination does not provide a legal determination on Space Florida's compliance with specified requirements.

In our opinion, Space Florida complied, in all material respects, with the requirements of Section 218.415, Florida Statutes, *Local Government Investment Policies*, for the year ended September 30, 2017.

This report is intended solely for the information and use of management and the State of Florida Auditor General and is not intended to be and should not be used by anyone other than these specified parties.

*Carr, Riggs & Ingram, L.L.C.*

Melbourne, Florida  
June 27, 2018